


COLLECTION
2019 - 2020

VINYL




QUICK-STEP®
FLOOR DESIGNERS

Vinyl: the strong, silent type

Although Vinyl is the latest flooring category to join the Quick-Step family – the others being Laminate and Parquet – it is by no means an exception to this legacy. Throughout the many designs featured in this brochure, quality, performance and practicality take centre stage. The strength of our Rigid Vinyl floors is unparalleled, and our entire Vinyl collection features some of the most comfortable and quiet floors available.

Enter the world of Quick•Step®

The history of Quick-Step is laden with tales of daring entrepreneurship and innovation. Thanks to that rich history, we're not only able to present you with some of the most beautiful flooring on the market, but the strongest as well. We pride ourselves on our dedication to beauty and elegance that is built to last.

**“INNOVATION AND MODERNISATION
ARE PART OF THE QUICK-STEP DNA. WE’RE ALWAYS
LOOKING TO MAKE THINGS BETTER,
MORE BEAUTIFUL AND MORE EFFICIENT.”**

BERNARD THIERS, CEO

We are confident that you'll find a Quick-Step floor to match your own unique vision, a floor that inspires you to get started on that renovation project, a floor that will help turn your house into the home you've always wanted – one plank at a time. And even more, you'll find a floor that will last a lifetime.

**IF FINDING THE MOST ENDURING AND ELEGANT
FLOOR IS YOUR GOAL, WE’RE HERE TO GUIDE YOU.**

Get inspired

| | | |
|---|-----------------------------------|----|
| 7 | Strong, silent elegance | 8 |
| | Quick-Step's five trends to watch | 14 |

Discover

| | | |
|----|--|----|
| 17 | Bevels create rhythm | 18 |
| | Why Vinyl is ideal for levelled as well as irregular subfloors | 20 |
| | Choose your Vinyl floor | 22 |

Collection

| | | |
|----|---------|----|
| 27 | Pulse | 28 |
| | Balance | 32 |
| | Ambient | 36 |

Installation

| | | |
|----|--------------------------------------|----|
| 39 | Install your floor without hassle | 40 |
| | Easy installation | 44 |
| | Finish in style | 46 |
| | Worry-free maintenance | 53 |
| | Setting the stage for sustainability | 54 |





Strong, silent elegance

“The secret of Quick-Step Vinyl flooring is that it effortlessly combines beauty and performance. It’s also a true pleasure to walk on.”

CHRISTOPHE NAEYAERT, VINYL INDUSTRIAL MANAGER AT QUICK-STEP



PUCL40199

HOW QUICK-STEP® CONQUERED VINYL

“In 2013, after decades of experience with laminate and parquet flooring, Quick-Step finally ventured into the world of vinyl. It wasn’t a straightforward decision: over the years, we had built up a reputation for excellence in all other flooring categories, so anything less than a superior product would be considered a failure. Our aim was to come up with the best vinyl floor on the market. The stakes were very high.”



Christophe Naeyaert, Vinyl Industrial Manager at Quick-Step

PERFECTING THE LOOK AND FEEL

"Our first priority was the look. We wanted to use our experience in laminate and wood flooring to create the most beautiful, nature-inspired vinyl floors on the market. Our in-house design team came up with a collection of natural-looking wood and stone designs, each with its own authentic character. Thanks to the extra-matt finish, they are virtually indistinguishable from real wood or tile flooring. And our carefully perfected bevels and structures ensure that they feel as real as they look."

A PLEASURE TO WALK ON

"Talking about getting that feel right: apart from looks, the Quick-Step team went to tremendous lengths to make our vinyl flooring the most comfortable possible. We wanted people to treasure that feeling of walking barefoot across a warm, soft floor in the morning – coffee in hand. At the same time, we were on a mission to avoid that annoying ticking noise that many existing floors make when someone in heels walks over them. I can confidently say we accomplished both goals."

**"OUR EXPERIENCE IN
LAMINATE AND WOOD FLOORING
ALLOWED US TO CREATE THE
MOST NATURE-INSPIRED VINYL FLOORS
ON THE MARKET."**

CHRISTOPHE NAEYAERT

**“WE WANTED TO ENABLE
PEOPLE TO TREASURE THAT FEELING
OF WALKING BAREFOOT
ACROSS A WARM, SOFT FLOOR IN
THE MORNING – COFFEE IN HAND.”**

CHRISTOPHE NAEYAERT



A WORRY-FREE FLOOR

“But comfort is more than just a nice feeling. It also means not having to worry about your floor getting stained or scratched, or about moisture seeping in. That’s why we added a sealed top layer featuring our patented Stain and Scratch Guard technology, which offers superior protection from scratches, stains, dirt and scuff marks. Moreover, the floors are waterproof. Not only does this make Quick-Step Vinyl super easy to clean, it also makes it the floor of choice for every room, even bathrooms and kitchens.”

THE OBVIOUS CHOICE FOR RENOVATIONS

“Vinyl flooring has always been a safe choice in renovations. With Quick-Step Vinyl, we wanted to offer even more great reasons to include vinyl floors in your dream house. That’s why our Vinyl floors are equipped with an easy installation system. We also decided to make the planks as thin as possible, so they can be installed easily on top of an existing floor. Dealing with an irregular subfloor? No problem: there’s a Quick-Step Vinyl floor for every situation.”

THE UNLIMITED POTENTIAL OF FLEXIBLE VINYL FLOORING

“Flexible Quick-Step Vinyl is the most dimensionally stable vinyl on the market today. This means that changes in size due to temperature differences in winter or summer are reduced to an absolute minimum. This remarkable feature results in installations that are virtually unlimited in length and width, without the need for flooring profiles.”




Rigid Vinyl

Elegance was never this strong

STRENGTH AND ELEGANCE REIGN SUPREME WITH RIGID VINYL

“Our most recent innovation is Rigid Vinyl: a ground-breaking new flooring solution that combines elegance with optimum performance. Rigid’s unique core is composed of several layers into which two glass fibre layers have been incorporated. This prevents cupping and keeps the floor from warping in response to temperature fluctuations. Because Rigid Vinyl is the strongest floor of its kind, it comes with numerous practical benefits.”





Ultimate peace of mind thanks to Rigid Vinyl

PROTECTED AGAINST IMPACT AND DENTING

"The strong vinyl core makes Rigid Vinyl more resistant to denting and impact damage, for example from falling objects."

IDEAL FOR RENOVATIONS

"Thanks to their strong core, Rigid Vinyl floors can be installed on a levelled subfloor but also on uneven surfaces or existing tiles."

More info on p. 20 - 21

Quiet, strong and 100% waterproof

"Thanks to their excellent water resistance, our Vinyl floors are easy to clean and the perfect choice for every room, even bathrooms and kitchens."



Quick-Step's five trends to watch

"Interior design is constantly evolving. Inspired by architecture and design, we are constantly following the latest trends. The insights we gather from the basis of new and trendy décors as well as timeless classics in Vinyl flooring. Discover the latest insights we've gathered."

CAROLINE MONBAILLIU, DESIGN MANAGER AT QUICK-STEP



IN TOUCH WITH NATURE

Our attraction to nature dissolves the boundaries between inside and outside. We invite the natural world into our houses through plants and flowers or natural shapes and colours. Perfection is replaced by authenticity. Green, in all its dimensions, is incorporated throughout the interior.

Pulse - Autumn oak chocolate - PUCL40199

A NATURAL FIT

Natural stone and concrete remain favourites. Due to their various finishes – from smooth and polished to coarsely structured – and the broad range of colours, these materials complement almost any interior style.

Ambient - Minimal medium grey - AMCL40140

**SOFTNESS AND TACTILITY**

Our home is a place where we can truly be ourselves. Instead of watching and using screens, we want to unwind in a peaceful environment with soft materials and soft – pastel – hues. By creating spaces of serenity, we are able to recharge for the next day.

Pulse - Cotton oak white blush - PUCL40200

CLASSIC LUXURY


Marble, gold, velvet, craftsmanship,... Luxury is here to stay, as are high quality materials. Marble, for example, continues to be popular for flooring, kitchen countertops, and accessories. Combine with a light, premium oak floor for an extra-luxurious touch.

Pulse - Pure oak blush - PUCL40097


**PURITY**

In a busy world, we crave security and calmness. Light, neutral colours and tactile, hand-made materials are predominant ways to achieve tranquillity and simplicity.

Ambient - Minimal light grey - AMCL40139



Pulse



Balance

BEAUTY COMES IN MANY SIZES



Ambient

Bevels create rhythm

Each Vinyl floor has its own story and unique look and feel. Quick-Step's design team carefully selects the structure, treatment, finishing and bevel to create the overall character. In this way, bevels determine the floor's rhythm and atmosphere.



NANO BEVEL

Fine nano-bevelled edges offer the look of a minimalistic, modern floor.



PUCL40202



MODERN MICROBEVEL

The bevel defines plank edges resulting in a clean, modern look.



RUSTIC MICROBEVEL

Distinctive, dark-coloured bevel to emphasise the floor's rustic and reclaimed character.



PUCL40075

Why Vinyl is ideal for levelled as well as irregular subfloors

The ideal flooring solution for both new interiors and renovations, Vinyl can be placed on any type of subfloor – even irregular surfaces. Will your floor be used intensively? Quick-Step has the right solution for you.

GLUE+

Ideal for: levelled subfloors and installation on levelled walls.



**GLUE+, CLICK+ AND RIGID CLICK+:
EXTRA ABRASION-PROOF FLOORS FOR
HEAVY-TRAFFIC AREAS.**

**CLICK & CLICK+**

Ideal for: slightly uneven surfaces or old tiles with grouts not exceeding 4 mm in width and 1 mm in depth. Our Vinyl Click & Click+ floors offer unlimited installation without the need for expansion profiles, creating a unique feeling of spaciousness.

**RIGID CLICK & RIGID CLICK+**

Ideal for: uneven surfaces or old tiles with grouts not exceeding 5 mm in width and 2 mm in depth.

Choose your Vinyl floor



PUCL40204

Pulse

The long and wide dimensions of Pulse provide the ultimate luxurious flooring experience. Its V-grooved panels create a spacious ambiance, while the matching structures on several designs enhance the authentic effect.

GLUE+

For installation on levelled subfloors and levelled walls.

Dimensions:

151.5 x 21.7 cm



Thickness:

2.5 mm

Pack:

11 planks = 3.616 m²

Class:

33

Bevels:

Modern microbevel  or rustic microbevel 

Warranty:

25 years

Installation:

Unlimited installation in length and width
Glued down installation

CLICK/CLICK+

For installation on slightly uneven surfaces or old tiles with grouts not exceeding 4 mm in width and 1 mm in depth.

Dimensions:

151 x 21 cm



Thickness:

4.5 mm



Pack:

7 planks = 2.220 m²

Class:

Click 32 / Click+ 33

Bevels:

Modern microbevel  or rustic microbevel 

Warranty:

Click 20 years / Click+ 25 years

Installation:

Unlimited installation in length and width

UNICLIC
MULTIFIT
PATENTED TECHNOLOGY
FOR VINYL

RIGID CLICK/RIGID CLICK+

For installation on uneven surfaces or old tiles with grouts not exceeding 5 mm in width and 2 mm in depth.

Dimensions:

149.4 x 20.9 cm



Thickness:

5 mm

Pack:

6 planks = 1.873 m²

Class:

Click 32 / Click+ 33

Bevels:

Modern microbevel  or rustic microbevel 

Warranty:

Rigid Click 20 years / Rigid Click+ 25 years

Installation:

Transition profiles needed

UNICLIC
PATENTED TECHNOLOGY



BACL40127

Balance

Balance combines rustic and modern designs; from sleek, elegant structures to intense, heavy-grained wood structures. To enhance their life-like appearance, several Balance designs feature matching structures.

GLUE+

For installation on levelled subfloors and levelled walls.

Dimensions:

125.6 x 19.4 cm

Thickness:

2.5 mm

Pack:

15 planks = 3.655 m²

Class:

33

Bevels:

Modern microbevel 

Warranty:

25 years

Installation:

Unlimited installation in length and width
Glued down installation

CLICK/CLICK+

For installation on slightly uneven surfaces or old tiles with grouts not exceeding 4 mm in width and 1 mm in depth.

Dimensions:

125.1 x 18.7 cm

Thickness:

4.5 mm

Pack:

9 planks = 2.105 m²

Class:

Click 32 / Click+ 33

Bevels:

Modern microbevel 

Warranty:

Click 20 years / Click+ 25 years

Installation:

Unlimited installation in length and width

UNICLIC
MULTIFIT
PATENTED TECHNOLOGY
FOR VINYL

RIGID CLICK/RIGID CLICK+

For installation on uneven surfaces or old tiles with grouts not exceeding 5 mm in width and 2 mm in depth.

Dimensions:

125.1 x 18.9 cm

Thickness:

5 mm

Pack:

9 planks = 2.128 m²

Class:

Click 32 / Click+ 33

Bevels:

Modern microbevel 

Warranty:

Rigid Click 20 years / Rigid Click+ 25 years

Installation:

Transition profiles needed

UNICLIC
PATENTED TECHNOLOGY



Ambient

This collection features an expressive, tactile structure and fascinating colour variations. The V-grooved tiles radiate spaciousness and authenticity. Choose the nano-bevelled version for a more minimalist, modern look.

GLUE+

For installation on levelled subfloors and levelled walls.

Dimensions:

130.5 x 32.7 cm



Thickness:

2.5 mm

Pack:

9 planks = 3.841 m²

Class:

33

Bevels:

Modern microbevel  or nano bevel 

Warranty:

25 years

Installation:

Unlimited installation in length and width
Glued down installation

CLICK/CLICK+

For installation on slightly uneven surfaces or old tiles with grouts not exceeding 4 mm in width and 1 mm in depth.

Dimensions:

130 x 32 cm



Thickness:

4.5 mm

Pack:

5 planks = 2.080 m²

Class:

Click 32 / Click+ 33

Bevels:

Modern microbevel  or nano bevel 

Warranty:

Click 20 years / Click+ 25 years

Installation:

Unlimited installation in length and width

UNICLIC
MULTIFIT
PATENTED TECHNOLOGY
FOR VINYL

RIGID CLICK/RIGID CLICK+

For installation on uneven surfaces or old tiles with grouts not exceeding 5 mm in width and 2 mm in depth.

Dimensions:

61 x 30.3 cm



Thickness:

5 mm

Pack:

10 planks = 1.847 m²

Class:

Click 32 / Click+ 33

Bevels:

Modern microbevel  or nano bevel 

Warranty:

Rigid Click 20 years / Rigid Click+ 25 years

Installation:

Transition profiles needed

UNICLIC
PATENTED TECHNOLOGY

Three ways to your perfect floor

ENTER THE FLOOREXPLORER

With so many flooring options to choose from, making the right decision can be a challenge. With our online FloorExplorer we'll guide you to a selection of floors that match your personal needs and style in just a few steps. Give it a try!

ORDER FLOOR SAMPLES ONLINE

Want to see what the floor of your choice would look like in reality, as well as how it matches with your furniture, wall colour,...? Order a floor sample on our website and see for yourself.

ORDER YOUR ENTIRE FLOOR ONLINE

Convinced? Visit your nearest Quick-Step dealer or order directly from our webstore. Online payment is super secure, and delivery is free for orders above £300. You can also choose to pick up your order at your local dealer.

www.quick-step.com

CLASS 32

For residential use. Normal, daily use in ordinary living spaces.

CLASS 33

For commercial use and high traffic residential use. Extra wear-resistant floors for areas with higher usage.

WARRANTY

For more information about warranty, go to www.quick-step.com







VINYL COLLECTION 2019

Pulse

GLUE+
151.5 x 21.7 cm x 2.5 mm

CLICK/CLICK+
151 x 21 cm x 4.5 mm

RIGID CLICK/CLICK+
149.4 x 20.9 cm x 5 mm

The long and wide dimensions of Pulse provide the ultimate luxurious flooring experience. Its V-grooved panels create a spacious ambiance, while the matching structures on several designs enhance the authentic effect.

MODERN MICROBEVEL 



SNOW PINE

| | |
|---------------|------------|
| Glue+: | PUGP40204 |
| Click: | PUCL40204 |
| Click+: | PUCP40204 |
| Rigid Click: | RPUCL40204 |
| Rigid Click+: | RPUCP40204 |



COTTON OAK WHITE BLUSH

| | |
|---------------|------------|
| Glue+: | PUGP40200 |
| Click: | PUCL40200 |
| Click+: | PUCP40200 |
| Rigid Click: | RPUCL40200 |
| Rigid Click+: | RPUCP40200 |



SEA BREEZE OAK LIGHT

| | |
|---------------|------------|
| Glue+: | PUGP40079 |
| Click: | PUCL40079 |
| Click+: | PUCP40079 |
| Rigid Click: | RPUCL40079 |
| Rigid Click+: | RPUCP40079 |



COTTON OAK COLD GREY

| | |
|---------------|------------|
| Glue+: | PUGP40201 |
| Click: | PUCL40201 |
| Click+: | PUCP40201 |
| Rigid Click: | RPUCL40201 |
| Rigid Click+: | RPUCP40201 |



SEA BREEZE OAK BEIGE

| | |
|---------------|------------|
| Glue+: | PUGP40080 |
| Click: | PUCL40080 |
| Click+: | PUCP40080 |
| Rigid Click: | RPUCL40080 |
| Rigid Click+: | RPUCP40080 |



SAND STORM OAK WARM GREY

| | |
|---------------|------------|
| Glue+: | PUGP40083 |
| Click: | PUCL40083 |
| Click+: | PUCP40083 |
| Rigid Click: | RPUCL40083 |
| Rigid Click+: | RPUCP40083 |



MORNING MIST PINE

| | |
|---------------|------------|
| Glue+: | PUGP40074 |
| Click: | PUCL40074 |
| Click+: | PUCP40074 |
| Rigid Click: | RPUCL40074 |
| Rigid Click+: | RPUCP40074 |

**AUTUMN OAK WARM GREY**

| | |
|---------------|------------|
| Glue+: | PUGP40089 |
| Click: | PUCL40089 |
| Click+: | PUCP40089 |
| Rigid Click: | RPUCL40089 |
| Rigid Click+: | RPUCP40089 |

**COTTON OAK WARM GREY**

| | |
|---------------|------------|
| Glue+: | PUGP40105 |
| Click: | PUCL40105 |
| Click+: | PUCP40105 |
| Rigid Click: | RPUCL40105 |
| Rigid Click+: | RPUCP40105 |

**COTTON OAK GREY WITH SAW CUTS**

| | |
|---------------|------------|
| Glue+: | PUGP40106 |
| Click: | PUCL40106 |
| Click+: | PUCP40106 |
| Rigid Click: | RPUCL40106 |
| Rigid Click+: | RPUCP40106 |

**COTTON OAK COZY GREY**

| | |
|---------------|------------|
| Glue+: | PUGP40202 |
| Click: | PUCL40202 |
| Click+: | PUCP40202 |
| Rigid Click: | RPUCL40202 |
| Rigid Click+: | RPUCP40202 |

**COTTON OAK BEIGE**

| | |
|---------------|------------|
| Glue+: | PUGP40103 |
| Click: | PUCL40103 |
| Click+: | PUCP40103 |
| Rigid Click: | RPUCL40103 |
| Rigid Click+: | RPUCP40103 |

**AUTUMN OAK LIGHT NATURAL**

| | |
|---------------|------------|
| Glue+: | PUGP40087 |
| Click: | PUCL40087 |
| Click+: | PUCP40087 |
| Rigid Click: | RPUCL40087 |
| Rigid Click+: | RPUCP40087 |



PUCL40200

MODERN MICROBEVEL 



PURE OAK BLUSH

| | |
|---------------|------------|
| Glue+: | PUGP40097 |
| Click: | PUCL40097 |
| Click+: | PUCP40097 |
| Rigid Click: | RPUCL40097 |
| Rigid Click+: | RPUCP40097 |



SEA BREEZE OAK NATURAL

| | |
|---------------|------------|
| Glue+: | PUGP40081 |
| Click: | PUCL40081 |
| Click+: | PUCP40081 |
| Rigid Click: | RPUCL40081 |
| Rigid Click+: | RPUCP40081 |



COTTON OAK NATURAL

| | |
|---------------|------------|
| Glue+: | PUGP40104 |
| Click: | PUCL40104 |
| Click+: | PUCP40104 |
| Rigid Click: | RPUCL40104 |
| Rigid Click+: | RPUCP40104 |



COTTON OAK DEEP NATURAL

| | |
|---------------|------------|
| Glue+: | PUGP40203 |
| Click: | PUCL40203 |
| Click+: | PUCP40203 |
| Rigid Click: | RPUCL40203 |
| Rigid Click+: | RPUCP40203 |



AUTUMN OAK HONEY

| | |
|---------------|------------|
| Glue+: | PUGP40088 |
| Click: | PUCL40088 |
| Click+: | PUCP40088 |
| Rigid Click: | RPUCL40088 |
| Rigid Click+: | RPUCP40088 |



PURE OAK HONEY

| | |
|---------------|------------|
| Glue+: | PUGP40098 |
| Click: | PUCL40098 |
| Click+: | PUCP40098 |
| Rigid Click: | RPUCL40098 |
| Rigid Click+: | RPUCP40098 |



PICNIC OAK OCHRE

| | |
|---------------|------------|
| Glue+: | PUGP40093 |
| Click: | PUCL40093 |
| Click+: | PUCP40093 |
| Rigid Click: | RPUCL40093 |
| Rigid Click+: | RPUCP40093 |



AUTUMN OAK BROWN

| | |
|---------------|------------|
| Glue+: | PUGP40090 |
| Click: | PUCL40090 |
| Click+: | PUCP40090 |
| Rigid Click: | RPUCL40090 |
| Rigid Click+: | RPUCP40090 |



SAND STORM OAK BROWN

| | |
|---------------|------------|
| Glue+: | PUGP40086 |
| Click: | PUCL40086 |
| Click+: | PUCP40086 |
| Rigid Click: | RPUCL40086 |
| Rigid Click+: | RPUCP40086 |



VINEYARD OAK BROWN

| | |
|---------------|------------|
| Glue+: | PUGP40078 |
| Click: | PUCL40078 |
| Click+: | PUCP40078 |
| Rigid Click: | RPUCL40078 |
| Rigid Click+: | RPUCP40078 |



AUTUMN OAK CHOCOLATE

| | |
|---------------|------------|
| Glue+: | PUGP40199 |
| Click: | PUCL40199 |
| Click+: | PUCP40199 |
| Rigid Click: | RPUCL40199 |
| Rigid Click+: | RPUCP40199 |



PUCL40104

Order your floor samples and floor online
at www.quick-step.com

RUSTIC MICROBEVEL 



PICNIC OAK WARM NATURAL

Glue+: PUGP40094

Click: PUCL40094

Click+: PUCP40094

Rigid Click: RPUCL40094

Rigid Click+: RPUCP40094



SUNDOWN PINE

Glue+: PUGP40075

Click: PUCL40075

Click+: PUCP40075

Rigid Click: RPUCL40075

Rigid Click+: RPUCP40075

Balance

GLUE+

125.6 x 19.4 cm x 2.5 mm

CLICK/CLICK+

125.1 x 18.7 cm x 4.5 mm

RIGID CLICK/CLICK+

125.1 x 18.9 cm x 5 mm

Balance combines rustic and modern designs, from sleek, elegant structures to intense, heavy-grained wood structures. To enhance their life-like appearance, several Balance designs feature matching structures.

MODERN MICROBEVEL



**CANYON OAK LIGHT WITH
SAW CUTS**

Glue+: BAGP40128

Click: BACL40128

Click+: BACP40128

Rigid Click: RBACL40128

Rigid Click+: RBACP40128



VELVET OAK LIGHT

Glue+: BAGP40157

Click: BACL40157

Click+: BACP40157

Rigid Click: RBACL40157

Rigid Click+: RBACP40157



CANYON OAK BEIGE

Glue+: BAGP40038

Click: BACL40038

Click+: BACP40038

Rigid Click: RBACL40038

Rigid Click+: RBACP40038



SILK OAK LIGHT

Glue+: BAGP40052

Click: BACL40052

Click+: BACP40052

Rigid Click: RBACL40052

Rigid Click+: RBACP40052



**CANYON OAK GREY WITH
SAW CUTS**

Glue+: BAGP40030

Click: BACL40030

Click+: BACP40030

Rigid Click: RBACL40030

Rigid Click+: RBACP40030



VELVET OAK BEIGE

Glue+: BAGP40158

Click: BACL40158

Click+: BACP40158

Rigid Click: RBACL40158

Rigid Click+: RBACP40158

**SELECT OAK LIGHT**

| | |
|---------------|------------|
| Glue+: | BAGP40032 |
| Click: | BACL40032 |
| Click+: | BACP40032 |
| Rigid Click: | RBACL40032 |
| Rigid Click+: | RBACP40032 |

**DRIFT OAK BEIGE**

| | |
|---------------|------------|
| Glue+: | BAGP40018 |
| Click: | BACL40018 |
| Click+: | BACP40018 |
| Rigid Click: | RBACL40018 |
| Rigid Click+: | RBACP40018 |

**SILK OAK WARM NATURAL**

| | |
|---------------|------------|
| Glue+: | BAGP40130 |
| Click: | BACL40130 |
| Click+: | BACP40130 |
| Rigid Click: | RBACL40130 |
| Rigid Click+: | RBACP40130 |

**CLASSIC OAK NATURAL**

| | |
|---------------|------------|
| Glue+: | BAGP40023 |
| Click: | BACL40023 |
| Click+: | BACP40023 |
| Rigid Click: | RBACL40023 |
| Rigid Click+: | RBACP40023 |





SELECT OAK NATURAL

| | |
|---------------|------------|
| Glue+: | BAGP40033 |
| Click: | BACL40033 |
| Click+: | BACP40033 |
| Rigid Click: | RBACL40033 |
| Rigid Click+: | RBACP40033 |



CANYON OAK NATURAL

| | |
|---------------|------------|
| Glue+: | BAGP40039 |
| Click: | BACL40039 |
| Click+: | BACP40039 |
| Rigid Click: | RBACL40039 |
| Rigid Click+: | RBACP40039 |



COTTAGE OAK NATURAL

| | |
|---------------|------------|
| Glue+: | BAGP40025 |
| Click: | BACL40025 |
| Click+: | BACP40025 |
| Rigid Click: | RBACL40025 |
| Rigid Click+: | RBACP40025 |



VINTAGE CHESTNUT NATURAL

| | |
|---------------|------------|
| Glue+: | BAGP40029 |
| Click: | BACL40029 |
| Click+: | BACP40029 |
| Rigid Click: | RBACL40029 |
| Rigid Click+: | RBACP40029 |



VICTORIAN OAK NATURAL

| | |
|---------------|------------|
| Glue+: | BAGP40156 |
| Click: | BACL40156 |
| Click+: | BACP40156 |
| Rigid Click: | RBACL40156 |
| Rigid Click+: | RBACP40156 |



VELVET OAK SAND

| | |
|---------------|------------|
| Glue+: | BAGP40159 |
| Click: | BACL40159 |
| Click+: | BACP40159 |
| Rigid Click: | RBACL40159 |
| Rigid Click+: | RBACP40159 |



CANYON OAK LIGHT BROWN WITH SAW CUTS

| | |
|---------------|------------|
| Glue+: | BAGP40031 |
| Click: | BACL40031 |
| Click+: | BACP40031 |
| Rigid Click: | RBACL40031 |
| Rigid Click+: | RBACP40031 |



CANYON OAK DARK BROWN WITH SAW CUTS

| | |
|---------------|------------|
| Glue+: | BAGP40059 |
| Click: | BACL40059 |
| Click+: | BACP40059 |
| Rigid Click: | RBACL40059 |
| Rigid Click+: | RBACP40059 |



CANYON OAK BROWN

| | |
|---------------|------------|
| Glue+: | BAGP40127 |
| Click: | BACL40127 |
| Click+: | BACP40127 |
| Rigid Click: | RBACL40127 |
| Rigid Click+: | RBACP40127 |



BACL40027

**VELVET OAK BROWN**

| | |
|---------------|------------|
| Glue+: | BAGP40160 |
| Click: | BACL40160 |
| Click+: | BACP40160 |
| Rigid Click: | RBACL40160 |
| Rigid Click+: | RBACP40160 |

**SILK OAK DARK GREY**

| | |
|---------------|------------|
| Glue+: | BAGP40060 |
| Click: | BACL40060 |
| Click+: | BACP40060 |
| Rigid Click: | RBACL40060 |
| Rigid Click+: | RBACP40060 |

**COTTAGE OAK DARK BROWN**

| | |
|---------------|------------|
| Glue+: | BAGP40027 |
| Click: | BACL40027 |
| Click+: | BACP40027 |
| Rigid Click: | RBACL40027 |
| Rigid Click+: | RBACP40027 |

Ambient

GLUE+

130.5 x 32.7 cm x 2.5 mm

CLICK/CLICK+

130 x 32 cm x 4.5 mm

RIGID CLICK/CLICK+

61 x 30.3 cm x 5 mm

This collection features an expressive, tactile structure and fascinating colour variations. The V-grooved tiles radiate spaciousness and authenticity. Choose the nano-bevelled version for a more minimalist, modern look.

NANO BEVEL



GLUE+/CLICK/ CLICK+




RIGID CLICK/ RIGID CLICK+



MARBLE CARRARA WHITE

| | |
|---------------|------------|
| Glue+: | AMGP40136 |
| Click: | AMCL40136 |
| Click+: | AMCP40136 |
| Rigid Click: | RAMCL40136 |
| Rigid Click+: | RAMCP40136 |



MIMIMAL LIGHT GREY

| | |
|---------------|------------|
| Glue+: | AMGP40139 |
| Click: | AMCL40139 |
| Click+: | AMCP40139 |
| Rigid Click: | RAMCL40139 |
| Rigid Click+: | RAMCP40139 |



MIMIMAL TAUPE

| | |
|---------------|------------|
| Glue+: | AMGP40141 |
| Click: | AMCL40141 |
| Click+: | AMCP40141 |
| Rigid Click: | RAMCL40141 |
| Rigid Click+: | RAMCP40141 |



MIMIMAL MEDIUM GREY

| | |
|---------------|------------|
| Glue+: | AMGP40140 |
| Click: | AMCL40140 |
| Click+: | AMCP40140 |
| Rigid Click: | RAMCL40140 |
| Rigid Click+: | RAMCP40140 |



MODERN MICROBEVEL 



**GLUE+ / CLICK /
CLICK+**



**RIGID CLICK /
RIGID CLICK+**




CREAM TRAVERTIN

| | |
|---------------|------------|
| Glue+: | AMGP40046 |
| Click: | AMCL40046 |
| Click+: | AMCP40046 |
| Rigid Click: | RAMCL40046 |
| Rigid Click+: | RAMCP40046 |



LIGHT GREY TRAVERTIN

| | |
|---------------|------------|
| Glue+: | AMGP40047 |
| Click: | AMCL40047 |
| Click+: | AMCP40047 |
| Rigid Click: | RAMCL40047 |
| Rigid Click+: | RAMCP40047 |



VIBRANT SAND

| | |
|---------------|------------|
| Glue+: | AMGP40137 |
| Click: | AMCL40137 |
| Click+: | AMCP40137 |
| Rigid Click: | RAMCL40137 |
| Rigid Click+: | RAMCP40137 |



VIBRANT MEDIUM GREY

| | |
|---------------|------------|
| Glue+: | AMGP40138 |
| Click: | AMCL40138 |
| Click+: | AMCP40138 |
| Rigid Click: | RAMCL40138 |
| Rigid Click+: | RAMCP40138 |



GREY SLATE

| | |
|---------------|------------|
| Glue+: | AMGP40034 |
| Click: | AMCL40034 |
| Click+: | AMCP40034 |
| Rigid Click: | RAMCL40034 |
| Rigid Click+: | RAMCP40034 |



BLACK SLATE

| | |
|---------------|------------|
| Glue+: | AMGP40035 |
| Click: | AMCL40035 |
| Click+: | AMCP40035 |
| Rigid Click: | RAMCL40035 |
| Rigid Click+: | RAMCP40035 |



Install Quick-Step® Vinyl on walls

Did you know that Quick-Step Vinyl flooring can be applied to wall surfaces as well? This makes it possible to extend the aesthetics of your floor to one or more walls of your interior, for a unique and stylish sense of space.





INSTALLATION HAS NEVER
BEEN THIS EASY

Install your floor without hassle

Do you want to install the floor yourself, or would you rather leave it to an expert? Anything is possible at Quick-Step.



Quick-Step® Master Installer: perfection without worry

Opt for professional installation by an accredited Quick-Step Master Installer. These Master Installers are trained at the Quick-Step Academy, the most exclusive training centre in the flooring industry.

WHY CHOOSE A QUICK-STEP® MASTER INSTALLER?

- Get the best end result with expert underlay selection and subfloor preparation.
- Make your floor stand out with advice on the correct installation direction.
- Enjoy a perfect finish, down to the last detail: skirtings, profiles and staircases are meticulously placed.
- Expert quality at the right price.
- Inside knowledge on the latest features.
- A lifetime warranty* on the installation.

* The duration of the lifetime warranty is equal to the duration of the product warranty. More info: www.quick-step.com



Do it yourself

When you've found your dream floor, you want it installed as quickly and smoothly as possible. Depending on your specific situation, you can choose floating installation or glue down your planks. The Quick-Step Uniclic® and Uniclic® Multifit click systems ensure a worry-free installation, even in tight corners and under radiators. On top of that, all Quick-Step Vinyl floors can be installed over traditional underfloor heating. You can find everything you need to install your floor at Quick-Step, including tools, glue and accessories.

Need some guidance? Check out our installation tips and videos at www.quick-step.com



A close-up photograph of a person kneeling on a white surface, possibly a table or a large sheet of paper. The person is wearing a plaid shirt with rolled-up sleeves and light blue jeans. Their right hand is resting on a document or blueprint that is spread out on the surface. The background is slightly blurred, showing green foliage and a tree trunk. The overall scene suggests a professional or technical setting, such as a construction site or a design studio.

EVERYTHING YOU NEED
FOR A PERFECT FLOORING EXPERIENCE

Easy installation

Floating or glued down: the choice is yours

When laying your new Quick-Step Vinyl floor, you can opt for floating or glued-down installation. For floating installation, picking the right underlay is an absolute must, as it will have a major impact on the final look, quality and comfort of your floor. You can also opt for our 'glued-down' method. In that case, all you need is our Quick-Step Glue and trowel for Vinyl floors.

Quick-Step® underlays

Choosing the right underlay is key for the final result of a floating installation. Quick-Step's easy-to-install underlays provide a stable base for the Uniclic® and Uniclic® Multifit systems. They also:

- level the subfloor and even small irregularities;
- provide excellent acoustic insulation and reduce creaking noises;
- are compatible with traditional underfloor heating and/or cooling.




BASIC

Thickness: 1 mm

Roll: 15 m²

The perfect choice for (almost) every room.



SUNHEAT

Thickness: 1.5 mm

Roll: 10 m²

Resistant to temperature fluctuations. Ideal for rooms with large windows.

Not compatible with Rigid Vinyl.



TRANSITSTOP

Thickness: 2mm

Roll: 15 m²

Significant noise reduction: ideal for first floors and apartment floors.

Only for Rigid Vinyl.

Glued-down installation

Quick-Step Vinyl's Glue+ ranges are designed for glued-down installation. Our high-quality Vinyl Glue is developed especially for vinyl flooring, as it:

- spreads easily;
- guarantees fast adhesion;
- is damp-proof;
- is compatible with traditional underfloor heating and/or cooling;
- can be used for vertical installation on dry walls.



VINYL GLUE

6 kg for ±20 m²

15 kg for ±50 m²

Before you get started, check if the glue adheres to the subfloor.



VINYL GLUE TROWEL (A2)

For a perfect glue distribution.

Installation tools



INSTALLATION SET

Tapping block: to easily click planks together.

Cramp iron: to click planks together in hard-to-reach places. **Spacers:** to provide an expansion joint between walls and floor.

Only for Rigid Vinyl.



VINYL INSTALLATION TOOL

Use the cramp iron for hard-to-reach places and to easily cut vinyl planks to size.



VINYL KNIFE

Incl. 6 blades

1 refill contains 40 blades.



STARTERSKIT

Includes: Quick-Step knife, installation tool and cleaning product.

Finish in style

Why choose Quick•Step® skirtings and profiles?

PERFECTLY MATCHING COLOURS

Our skirtings and profiles perfectly match the colour of every floor.

SCRATCH-RESISTANT TOP LAYER

Quick-Step skirtings and profiles are scratch-resistant and protected against everyday wear and tear.

QUICK-STEP® WARRANTY

They come with the same warranty as the floors.



Skirtings



VINYL SKIRTING

200 x 4.8 x 1.2 cm

Available for all Balance and Ambient floors.



VINYL SKIRTING

200 x 5.5 x 1.2 cm

Available for all Pulse floors.



WATER-RESISTANT PAINTABLE SKIRTING

200 x 5.8 x 1.2 cm



PAINTABLE SKIRTING

240 x 4 x 1.4 cm

Also available in a flexible version (QSFLEXSKR) to finish your entire space in the same style.



FLEXIBLE PAINTABLE SKIRTING

4 x 1.4 cm

Can be cut to the desired length.

Installation tools

Install your skirtings against the wall with the One4All Glue.



ONE4ALL GLUE

290 ml

One tube glues 15 m of skirtings.

Profiles

Incizo® profile: 1 profile, 5 applications

Quick-Step's Incizo® profile is a multifunctional finishing tool that can be used to finish your floor and stairs in matching colours. Simply cut the Incizo® basic profile to desired shape with the supplied Incizo® knife.

INCIZO® PROFILE

200 x 4.5 x 0.8 cm

Contents: 1 Incizo® profile, 1 Incizo® knife, 1 plastic rail.

APPLICATION 1

Connect two floors of different heights.



APPLICATION 2

Connect two floors of the same height.



APPLICATION 3

Cut the profile in half to finish your floor along walls or windows and cover twice the distance with a single profile.

**APPLICATION 4**

Create a nice transition between your Vinyl floor and other flooring types or finish your floor along walls or windows.

**APPLICATION 5**

The Incizo® profile also allows you to finish your stairs in the flooring design of your choice. For this application you need the Incizo® profile and an aluminium sub-profile.




**INCIZO® ALUMINIUM SUB-PROFILE
FOR STAIRS**

200 x 2.7 x 1.8 cm




Aluminium finishing profiles



VINYL EXPANSION PROFILE

200 x 3.65 x 0.25 cm

For commercial spaces.



VINYL EXPANSION PROFILE

200 x 3.25 x 0.75 cm



VINYL ADAPTER PROFILE

200 x 2.7 x 0.75 cm

For commercial spaces.



VINYL ADAPTER PROFILE


200 x 3.1 x 0.85 cm



VINYL END PROFILE

200 x 1.7 x 0.8 cm

For commercial spaces.



VINYL END PROFILE

200 x 2.4 x 0.85 cm





MULTIFUNCTIONAL PROFILE

186 x 4.7 x 1.23 cm

To bridge height differences up to 12.3 mm.



Metal finishing profiles for stairs



STAIR PROFILE INSIDE CORNER

200 x 2.5 x 2.5 cm

Use Vinyl Glue to secure the floor to your stairs.
Compatible with Quick-Step's Vinyl Glue+ ranges.



STAIR PROFILE OUTSIDE CORNER

200 x 2.6 x 4 cm

Use Vinyl Glue to secure the floor to your stairs.
Compatible with Quick-Step's Vinyl Glue+ ranges.



STAIR PROFILE UPPER STEP

200 x 1.5 x 3 cm

Use Vinyl Glue to secure the floor vertically to your stairs. The horizontal planks slide into the profile.
Compatible with Quick-Step's Vinyl Click ranges.

Installation tools



KIT

310 ml

Fill up the space between skirtings and wall for a perfect finish. Available in matching colours.
Average usage: 1 tube per 30 m² room.



HYDROKIT

310 ml

Transparent silicone to fill up the space between skirtings and floor in bathrooms.
Average usage: 1 tube per 15 m.



PIPE COVERS

2 pcs

Properly finish pipes and heating components.
Available in inside diameter sizes of 15 mm and 22 mm.



Worry-free maintenance

EASY MAINTENANCE FOR MAXIMUM VALUE

Quick-Step cleaning products are specifically developed for our floors. They cleanse the surface thoroughly and safeguard its original appearance to maximise that 'new floor' experience.

For detailed maintenance instructions, visit www.quick-step.com

Maintenance



CLEANING PRODUCT 2.5 L

Average usage: 37 cleaning sessions.



CLEANING PRODUCT 1 L

Average usage: 15 cleaning sessions.



CLEANING KIT

Mop holder with water tank and handy lever to easily moisten and mop your floor. Also includes a cleanable microfiber mop and one litre of Quick-Step cleaning product.



CLEANABLE MICROFIBRE MOP



REPAIR KIT

Easily repair light damage in the original colour. It assures that your floor is protected again.

Find detailed instructions at www.quick-step.com

Setting the stage for sustainability

Everyday, UNILIN – the company behind Quick-Step – pushes the boundaries of what it means to be a flooring brand. Apart from making our floors as beautiful and enduring as possible, we also strive to make them as sustainable as possible, and to minimise our ecological impact in every way we can. Just like you, we are convinced that a world of beauty is a world where we respect and treasure our natural resources.

“Sustainability has become indispensable for doing business.
That’s why we strive to make our floors as sustainable as possible.”

TINO MULLE, CHIEF SUSTAINABILITY OFFICER AT UNILIN

This means we’re not just mindful of how we source our raw materials, but also how we provide energy for production. In many UNILIN factories, end-of-life wood waste is the primary energy source.

A SOFT SPOT FOR NATURE

Quick-Step Vinyl flooring isn’t just a pleasure to walk on – it also has a soft spot for nature. Therefore, all internal waste is re-used and we aim to use energy from renewable sources as much as possible. Furthermore, because every floor is completely ortho-phthalate free, you can breathe easily in the comfort that you’ve made an excellent choice.



THE CREDENTIALS OF OUR FLOORING

To provide you with maximum value, Quick-Step Vinyl floors adhere to the most stringent quality and sustainability labels.



M1

The lowest possible emission class, indicating that our floors don't emit any toxic substances and thus require no extra ventilation. It also means our products are odour-free.



LEED

Globally applied building classification programme for low-emission products.



A+

Best accreditation for indoor air quality.



A MEMBER OF THE MMFA

The Multilayer Modular Flooring Association is the leading organization of flooring manufacturers and their suppliers in Europe.



FLOORSCORE

SCS certification program that demonstrates the floor's conformity with the requirements for low-emission products.

Your Quick•Step® point of sale



Quick•Step® is a quality product produced by UNILIN bvba – division Flooring, Ooigemstraat 3, B-8710 Wielsbeke, Belgium, Europe. Product images may differ from actual product. The availability of products, or the products themselves, may change at any time without notice. Content © 2019-2020 by UNILIN bvba – division Flooring. All rights reserved. The contents of this brochure may not be reproduced in whole or in part without prior written permission from the publisher. 019 130 01 - Z2 - EN.
Coverphoto: AMGP40136

FOLLOW US ON

 www.facebook.com/QuickStepFloors

 www.youtube.com/quickstepfloor

 www.pinterest.com/quickstepfloor

 [@QuickStepFloor](https://twitter.com/QuickStepFloor)

www.quick-step.com